

Key



Build outs



Proposed traffic signals



Tactile paving



Bollards



Proposed no waiting / no loading at any time (double yellow lines)



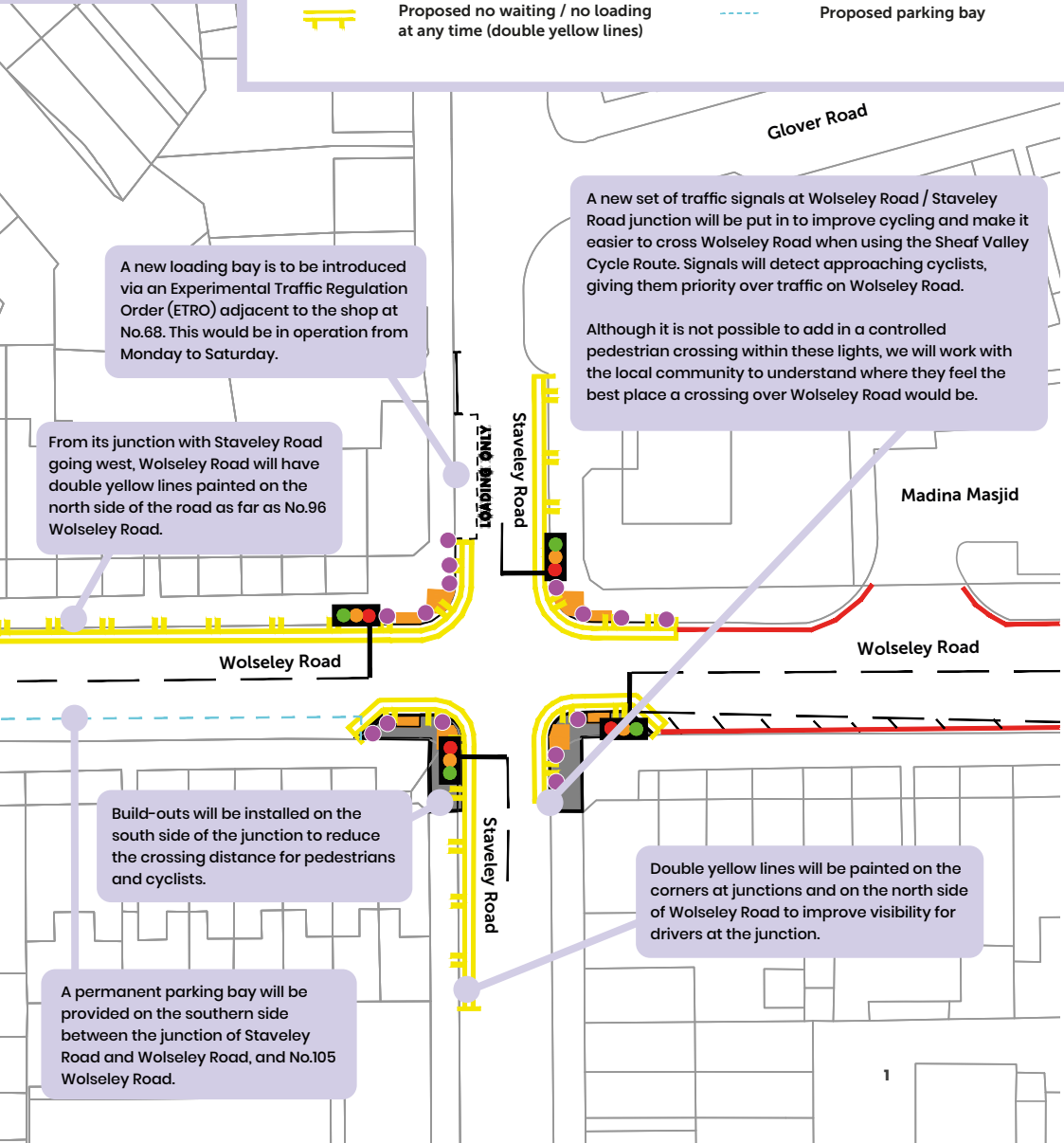
Existing single yellow line



Proposed loading bay (Mon - Sat, 7am - 6pm)



Proposed parking bay



A new loading bay is to be introduced via an Experimental Traffic Regulation Order (ETRO) adjacent to the shop at No.68. This would be in operation from Monday to Saturday.

From its junction with Staveley Road going west, Wolsley Road will have double yellow lines painted on the north side of the road as far as No.96 Wolsley Road.

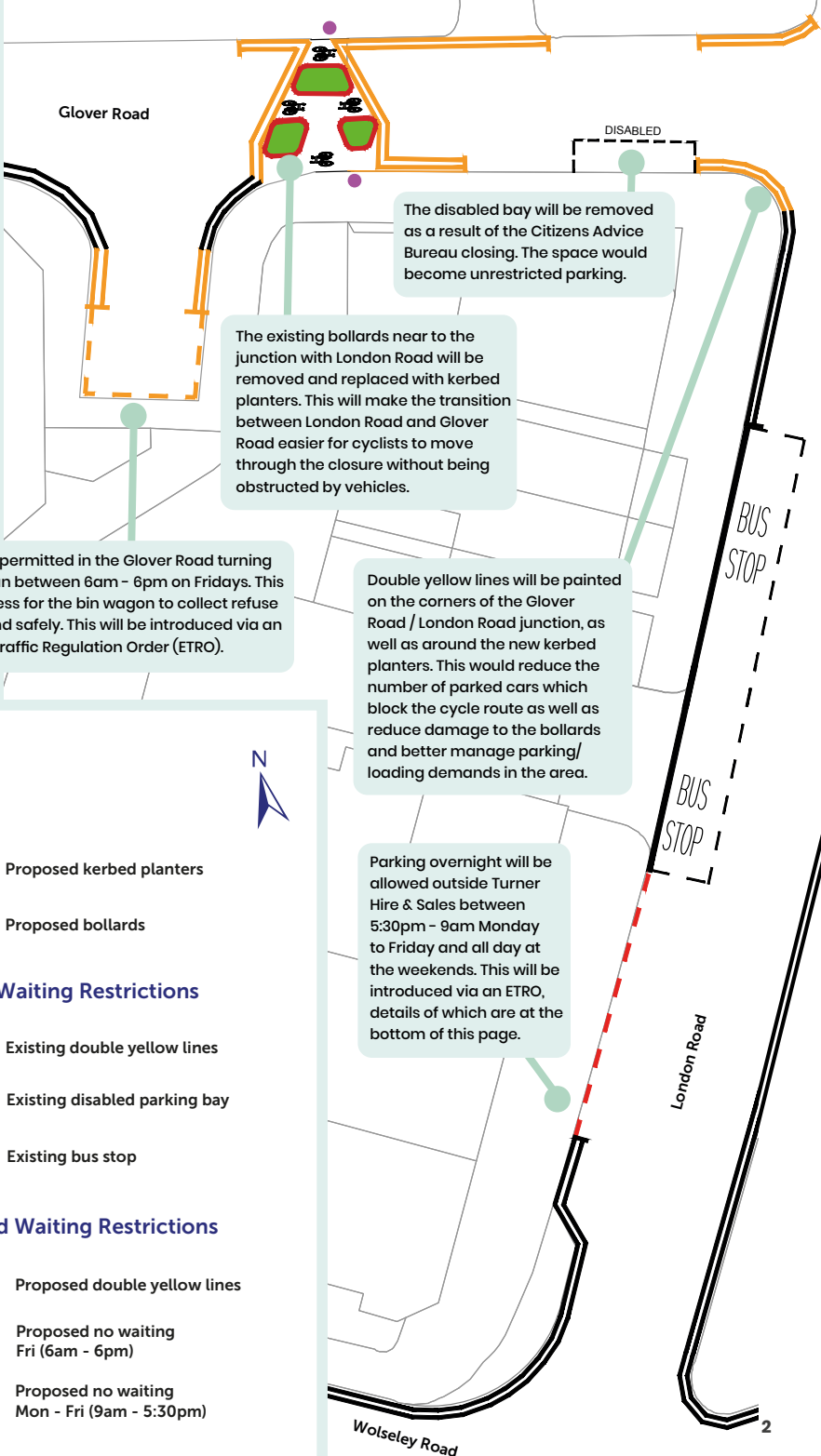
A new set of traffic signals at Wolsley Road / Staveley Road junction will be put in to improve cycling and make it easier to cross Wolsley Road when using the Sheaf Valley Cycle Route. Signals will detect approaching cyclists, giving them priority over traffic on Wolsley Road.

Although it is not possible to add in a controlled pedestrian crossing within these lights, we will work with the local community to understand where they feel the best place a crossing over Wolsley Road would be.

Build-outs will be installed on the south side of the junction to reduce the crossing distance for pedestrians and cyclists.

A permanent parking bay will be provided on the southern side between the junction of Staveley Road and Wolsley Road, and No.105 Wolsley Road.

Double yellow lines will be painted on the corners at junctions and on the north side of Wolsley Road to improve visibility for drivers at the junction.



Glover Road

DISABLED

The disabled bay will be removed as a result of the Citizens Advice Bureau closing. The space would become unrestricted parking.

The existing bollards near to the junction with London Road will be removed and replaced with kerbed planters. This will make the transition between London Road and Glover Road easier for cyclists to move through the closure without being obstructed by vehicles.

Parking will be permitted in the Glover Road turning head other than between 6am - 6pm on Fridays. This is to allow access for the bin wagon to collect refuse and turn around safely. This will be introduced via an Experimental Traffic Regulation Order (ETRO).




Double yellow lines will be painted on the corners of the Glover Road / London Road junction, as well as around the new kerbed planters. This would reduce the number of parked cars which block the cycle route as well as reduce damage to the bollards and better manage parking/ loading demands in the area.

Parking overnight will be allowed outside Turner Hire & Sales between 5:30pm - 9am Monday to Friday and all day at the weekends. This will be introduced via an ETRO, details of which are at the bottom of this page.




Key

-  Proposed kerbed planters
-  Proposed bollards

Existing Waiting Restrictions

-  Existing double yellow lines
-  Existing disabled parking bay
-  Existing bus stop

Proposed Waiting Restrictions

-  Proposed double yellow lines
-  Proposed no waiting Fri (6am - 6pm)
-  Proposed no waiting Mon - Fri (9am - 5:30pm)



London Road

Wolsey Road

BUS STOP

BUS STOP